



Craft
Ages 0-3
15 minutes

Tangram Puzzle Art

Description

Use tangram shapes to create a piece of unique art

Space Considerations

Any type of space where kids can be seated to do a craft

Competencies

- Artistic expression
- Creative and imaginative thinking
- Development of fine motor skills
- Organization and planning
- Spatial relationships
- Understanding shapes

Materials

- Tangram template printout
- Colour printer (optional)
- Coloured paper (optional)
- Crayons, pencil crayons or markers (optional)
- Glue
- Paper
- Scissors (adult use only)

Preparation

- Prepare the room for a program that uses glue
- Print the tangram template using a colour printer (Alternatively, print out the black and white tangram outline on coloured paper)
- Cut out the tangram shapes or allow caregivers to cut them out for participants

Implementation


1. Provide each participant with a full set of tangram shapes, glue and a piece of paper
2. Participants use their shapes to create any image they choose (see sample images below) or abstract art
3. There are over 1,600 different images that can be made using the tangram pieces!

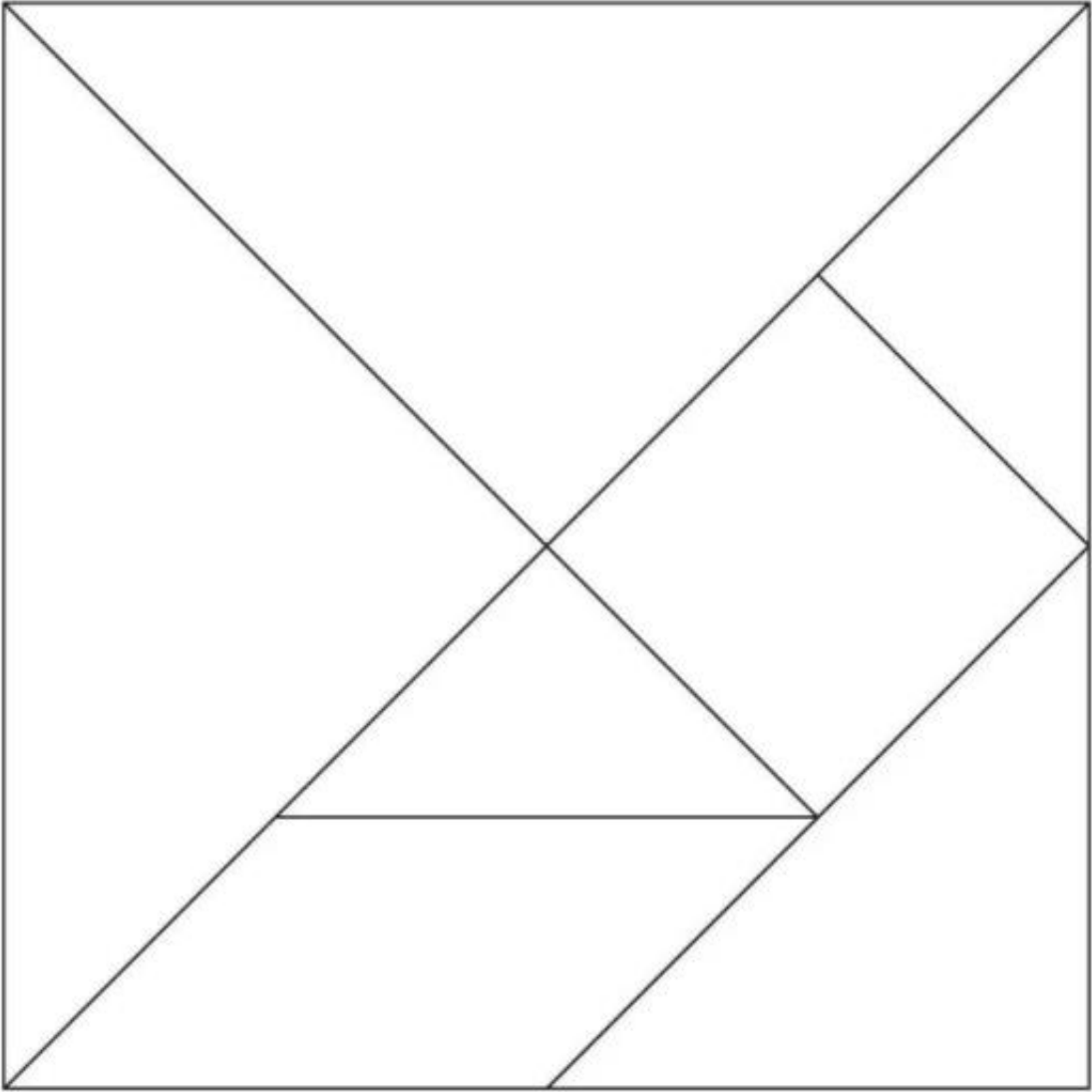
Book Suggestions

Look and Find Animals by Kirsteen Robson


I Will Be Fierce by Bea Birdsong

Images and Templates

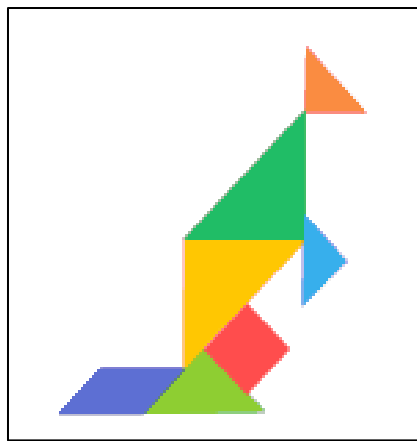





Sample Images



Giraffe




Kangaroo



Fish



Swan



Horse



Vulture



Heron



Dolphin