



CELEBRATE PRIDE

Be yourself, celebrate love and our 2SLGBTQ+ community with these Pride-themed activities.

This week's activities: Rainbow Scavenger Hunt – Be Yourself Collage – Make a Rainbow



Rainbow Scavenger Hunt

Can you name all the colours of the rainbow?

It's time for a hunt. Search for all the colours of the rainbow around your home. Work together as a family or make it a race. Go for a walk and search for all the colours in your neighbourhood. Can you find any rainbow pictures or flags?

Be Yourself Collage

Suggested Materials:

- Paper
- Glue
- Scissors
- Pencil Crayons/Markers
- Flyers, magazines, or stickers

Directions:

1. Draw yourself in the centre of a blank piece of paper.
2. Decorate the paper around yourself with rainbows, stripes, or other simple patterns.
3. Choose words and pictures from discarded flyers/magazines or write words that reflect who you are. Glue them on to your collage.
4. Be yourself.



Make a Rainbow


Use our template to make a rainbow or make dream up another with other materials at home.

Suggested Materials:

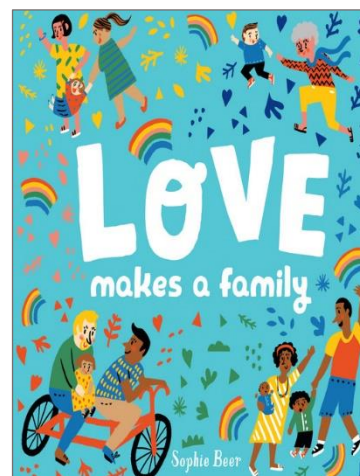


- Coloured paper (red, orange, yellow, green, blue, indigo, violet – or whatever colours you want your rainbow to have)
- Scissors
- Glue

Directions:

1. Cut your coloured paper in strips and then cut the strips into squares
2. Glue (or tape) squares onto the background paper
3. Hang it in your window to celebrate Pride



Links to eResources:



Check out these [eBooks](#):

[Pride](#)

You can get a library card at hpl.ca/librarycard.

If you would like to share one or all your creations, please take a picture and post it to social media using the hashtag, #HPLmakesomething.



#HPLmakesomething

hpl.ca/kids

