



### PATIO PLAY: ART EDITION

*Feeling creative but don't have a paint brush handy? We have you covered with these activities.*

#### This week's activities: Natural Paint Brushes – Painting with Water

## Natural Paint Brushes

Try painting with some unusual tools.

### Suggested Materials:

- Small sticks (the size of a paint brush)
- Outdoor materials such as flowers, leaves, grasses
- Elastics or string
- Paint
- Tablecloth or newspaper to cover the area
- Blank paper



### Directions:

1. Find small sticks, flowers, leaves and grasses in your backyard or neighbourhood.
2. Lay out the tablecloth/newspaper to prevent any mess.
3. Attach the materials to the small sticks with an elastic or string.
4. Dip the brushes into paint and try painting on blank paper to see the new designs you can make.

## Painting with Water

No paint? No worries. Paint with water.

### Suggested Materials:

- Plastic cup
- Water
- Paintbrush (*No paintbrush? No problem. Make brushes with flowers, leaves, grasses etc.*)
- **\*Alternative Canvases: Wooden or cement fences, decks or porches**
- Construction paper




## Directions:

1. Fill your plastic cup with room-temperature water.
2. Place your construction paper on a table or countertop.
3. Dip brush or fingers in water.
4. Create art.



## Links to eResources:

Check out our [eBooks](#) on this topic:



[Painting](#) | [Art](#)



You can do a TumbleSearch for 'Painting' and 'Art's Supplies' on [Tumblebooks](#) to get some more terrific books!

Want to watch something? Artzooka KanopyKids is great source for any art project.

You can get a library card at [hpl.ca/online-registration](http://hpl.ca/online-registration).

*If you would like to share one or all your creations, please take a picture and post it to social media using the hashtag, #HPLmakesomething.*



#HPLmakesomething

[hpl.ca/kids](http://hpl.ca/kids)

