
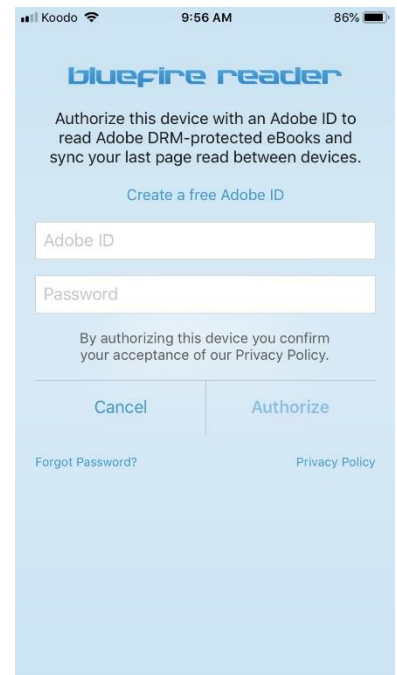


## iPhone

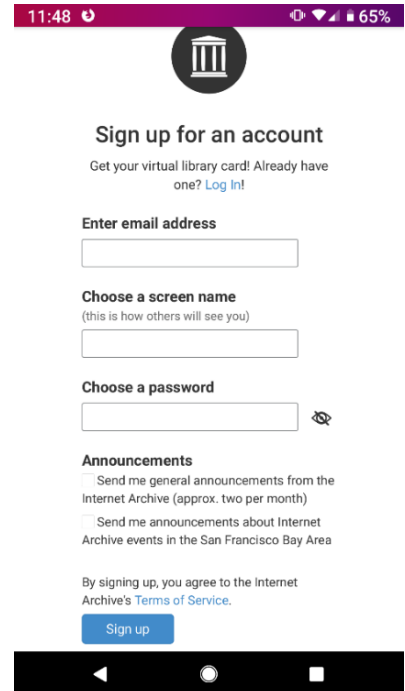
1. From the App Store, Download BlueFire Reader




2. Open Bluefire and enter your Adobe ID. if you do not have an Adobe ID, please sign up at: <https://account.adobe.com/>



3. Open a web browser  
Create an Open Library account  
at: <https://openlibrary.org/account/create>



11:48 65%



**Sign up for an account**  
Get your virtual library card! Already have one? [Log In!](#)

**Enter email address**

**Choose a screen name**  
(this is how others will see you)

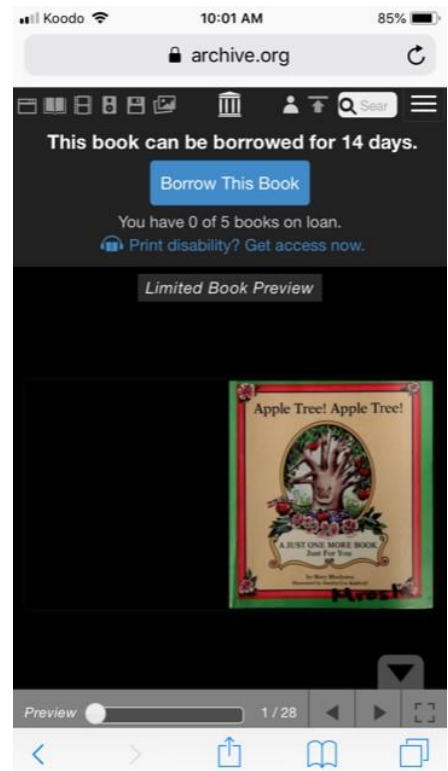
**Choose a password**

**Announcements**  
☐ Send me general announcements from the Internet Archive (approx. two per month)  
☐ Send me announcements about Internet Archive events in the San Francisco Bay Area

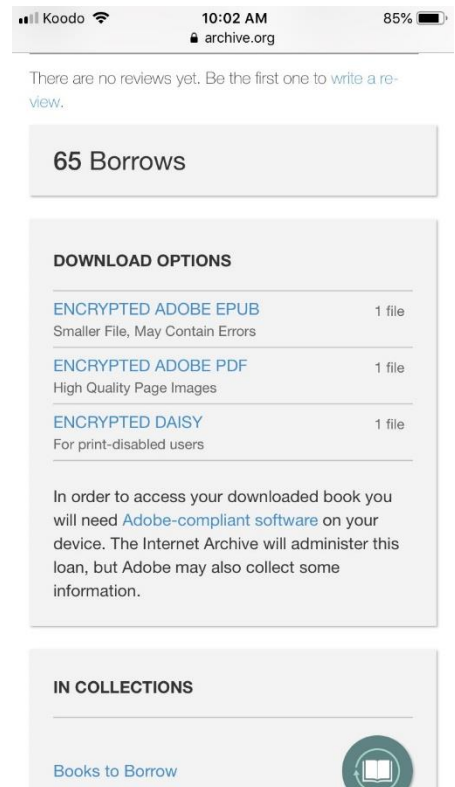
By signing up, you agree to the Internet Archive's [Terms of Service](#).

[Sign up](#)

4. Find an available eBook and tap on Borrow This Book



5. Web viewer opens. To download ePub, tap on the menu icon - loan information - 'Encrypted Adobe ePub'



6. Tap on Open in "Bluefire Reader"

