



MODERN ART

Learn about artists from the 19th and 20th Centuries and try some techniques to create your modern art pieces.

This week's activities: Pop Art – Pointillism

Pop Art

Pop Artists like Andy Warhol and Roy Lichtenstein were inspired by comic books and images from advertisements. You may have seen Andy Warhol's print of a can of tomato soup.

Suggested Materials:

- Paper
- Pencil
- Paint (or crayons – anything you have, to add colour)

Directions:

1. Put four of the same picture on a page of blank paper (you can use our example or draw one).
2. Make each image a different colour. Try using unusual colours for whatever image you choose.



Pointillism (or Divisionism)

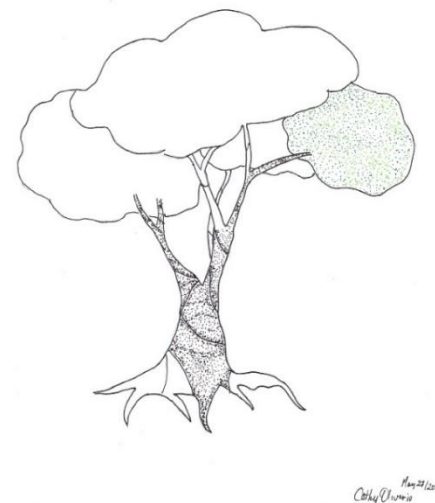
Georges Seurat developed this art style. Using small dots to create areas of colour, the dots create a picture.

Suggested Materials:

- Paper
- Markers (paint, pencil crayons and crayons would work as well)




Directions

1. Use our template below or draw a picture as a starting point. Now make tiny dots of colour in the different spaces. Instead of colouring, you're 'dotting.'
2. Step back from your paper to see the whole picture and see what your dots have created.



Links to eResources:

Check out our [eBooks](#) on these topics:



[Modern Art](#) | [Artists](#)

Check out the books *Art's Supplies* and *Monet Paints a Day* on Tumblebooks.



You can get a library card at hpl.ca/online-registration.


If you would like to share one or all your creations, please take a picture and post it to social media using the hashtag, #HPLmakesomething.



#HPLmakesomething

hpl.ca/kids    





May 22/20
Cathy Oliverio



Cathy Oliviero MAY 19/20