

MAY 2024

Daily literacy-building activities to share with your child.

SUNDAY

MONDAY

TUESDAY

WEDNESDAY

THURSDAY

FRIDAY

SATURDAY

SUNDAY		MONDAY		TUESDAY		WEDNESDAY		THURSDAY		FRIDAY		SATURDAY	
						1 WRITING		2 PLAYING		3 TALKING		4 SINGING	
						Play with play dough. It strengthens muscles needed for writing.		Do an outdoor scavenger hunt. Find tree, car, flower, bird, bus, etc.		Take turns saying as many words as you can that rhyme with "May." 		Play talent show. Take turns singing and dancing.	
5 COUNTING		6 READING		7 WRITING		8 PLAYING		9 TALKING		10 SINGING		11 COUNTING	
Find three different-sized twigs. Ask your child to hand you the longest, the shortest, etc		Ask your child to 'read' to you by telling a story based on pictures in a book.		Make a card for a friend and have your child 'sign' their name. Scribbles are OK.		Stack blocks, rocks, boxes, anything you have. Talk about what might make your stack tumble.		Talk about feelings you felt today. What made you laugh?		Sing <i>The Farmer Plants the Seeds</i> . (Words on back.)		Sing <i>The Ants Go Marching</i> . (Words on back.) 	
12 READING		13 WRITING		14 PLAYING		15 TALKING		16 SINGING		17 COUNTING		18 READING	
Draw 4-5 pictures to a story and help your child put the papers in the order of the story.		Write the alphabet out in large letters. Have your child trace each and say the letters out loud together.		Choose a word and then come up with as many rhyming words as you can.		Talk about signs of spring such as grass, birds, flowers, leaf buds.		Sing a favourite song. Sing it fast. Sing it slow. Whisper it.		Compare the weight of items. Is an orange or a grape heavier? Whose shoes are heaviest?		Ask library staff when Summer Reading Club starts. 	
19 WRITING		20 PLAYING		21 TALKING		22 SINGING		23 COUNTING		24 READING		25 WRITING	
Draw pictures together. Label the things you draw. 		Pretend you are an explorer. Talk about what you see. 		Enunciate words today. Would you like a ba-ba-ba-nana? Banana begins with B.		Involve your child in creating a song about their interests, favourite stories, or experiences.		Draw numbers on the sidewalk with chalk. Say them as you step on them.		Encourage your child to take the lead reading. Let them select the books.		Label common objects to help your child recognize words: shoe, table, door, floor.	
26 PLAYING		27 TALKING		28 SINGING		29 COUNTING		30 READING		31 WRITING			
Set up an obstacle course. "Go to the park bench. Touch the tree. Come back to me."		Before you get to the end of a book, ask your child what they think will happen next.		Take turns singing the letters of the alphabet. 		Explain that 12 items together is also called a dozen. Use an egg carton as a visual aid.		Act out a part from the story you are reading.		Make a list of things you liked best about this month.			

Good readers have a large vocabulary.

Knowing lots of words helps children better understand what they read. You can help your children learn lots of words by:

- Conversing a lot. Take turns talking. It is important for you to ask questions and listen to what your children say in response.
- Read together. A lot.
- Make connections. Connect what you are reading in books to their lives. "Yes, Grandma has a black cat, too."
- Repetition. Children often love to read the same book over and over. This is a good thing as repeated readings help build vocabulary.



ANTS GO MARCHING


The ants go marching one by one, hurrah, hurrah.
The ants go marching one by one, hurrah, hurrah.
The ants go marching one by one,
The little one stops to eat a plum.
And they all go marching down,
To the ground, to get out of the rain.
BOOM BOOM BOOM

Two by two. Tie its shoe.
Three by three. Climb a tree.
Four by four. Shut the door.
Five by five. Take a dive.
Six by six. Pick up sticks.
Seven by seven. Tie a ribbon.
Eight by Eight. Close the gate.
Nine by Nine. Check the time.
Ten by Ten. Say THE END.


THE FARMER PLANTS THE SEEDS

Sing to the tune "The Farmer in the Dell"


The Farmer plants the seeds,
The Farmer plants the seeds, *(Pretend to plant seeds)*
Hi, ho, the dairy-o,
The farmer plants the seeds.
The sun comes out to shine... *(Make large circle with arms)*
The rain begins to fall...
(Hands flutter up and down)
The seeds begin to grow... *(Stand up tall)*
The farmer picks the crops... *(Pretend to pick crops)*
We all sit down to eat...
(Pretend to eat)




Books to Read this Month



The Rainbow Park
Harold Green III



Bugs
Patricia Hegarty



Night Lunch
Eric Fan

Even More...

Looking for more fun activities to do together?

May 6-12 is Screen-free Week.
hpl.ca/screen-free-week

Visit a Hamilton Civic Museum for FREE
with your library card.
kids.hpl.ca/museum