

# APRIL 2024

Daily literacy-building activities to share with your child.

SUNDAY

MONDAY

TUESDAY

WEDNESDAY

THURSDAY

FRIDAY

SATURDAY

## 1 WRITING

Head outdoors. After, work together to draw the story of your route.

## 2 PLAYING

Take turns pretending to be animals. Bark like a dog. Wriggle like a snake.

## 3 TALKING

Say a favourite nursery rhyme but change an important word to a silly word.

## 4 SINGING

Has it been raining a lot? Sing *Rain, Rain, Go Away*.  
(Words on back.)

## 5 COUNTING

Talk about big and little. Find and talk about different size items.

## 6 READING

Visit the library (in person or online) and check out books about Spring.



## 7 WRITING

Create a piece of art. Look at the sky and draw the clouds. Be sure to 'sign' your name.



## 8 PLAYING

Take turns playing follow the leader. The leader performs actions the others must follow.

## 9 TALKING

Use new describing words. Say 'enormous' for 'big' and 'wonderful' for 'great.'

## 10 SINGING

Sing *Row, Row, Row Your Boat* during bath time.  
(Words on back.)

## 11 COUNTING

Cut a piece of toast in half. Say: "Now we have two pieces the same size."



## 12 READING

Help your child stack blocks as high as possible. Count each block as you add it.

## 13 WRITING

Make a dot painting with cotton swabs and paint to develop fine motor skills.

## 14 PLAYING

Cut out a square, triangle, circle. Place them on the floor. Call out the shapes to step on.

## 15 TALKING

Talk about your day and their day.

## 16 SINGING

Sing *I Hear Thunder*.  
(Words on back.)

## 17 COUNTING

Count to five as you hop up and down five times. Count five small steps and five big steps.

## 18 READING


Teach letter sounds by playing I Spy. "I spy something that begins with S. Yes. A spoon."

## 19 WRITING

Experiment with pencils, crayons, markers and chalk on different types of paper.

## 20 PLAYING

Go on a circle hunt. Make a list of all the circle-shaped items you find today.



## 21 TALKING

Pick a word of the day and use it several times today.

## 22 SINGING

Make up a song about something that is familiar or interesting to your child.

## 23 COUNTING

Count in nature. How many birds, rocks, flowers and trees do you see?

## 24 READING

Help your child find letters printed on pieces of paper hidden around the room.

## 25 WRITING

Write your child's first name in big letters. Colour, decorate and talk about each letter.

## 26 PLAYING

Make paper bag puppets and introduce them to each other.  
(Instructions on back.)

## 27 TALKING

While outside, listen for birds, wind and traffic. Talk about what you hear.

## 28 SINGING

Take turns singing bits of favourite songs to each other.



## 29 COUNTING

Line up the family from shortest to tallest, oldest to youngest and vice-versa.

## 30 READING

Help your child notice words on street signs, food cartons, billboards and more.



## Talking is one of the best ways for children to learn new words.

Speak to your child often in the language you know best and try to use many different words to express your ideas. Children love to imitate and will try to copy your speech. Chances to chat include while you are eating breakfast, heading to school, playing together, doing chores, taking a bath, going to bed and while saying good night. Ask lots of open-ended questions -- those that require more than a yes or no answers.

### PAPER BAG PUPPETS

You will need:

- Crayons or Markers
- Small paper bags, like lunch bags
- Yarn or ribbon
- Glue stick

Directions:

1. Use your crayons and markers to create a face on the bottom of your paper bag.
2. Use glue and yarn or ribbon to make hair. You can also draw your puppet's hair.
3. Color in the bottom part of your puppet to make clothes.
4. Put your hand inside the bag and put on a puppet show.

### ROW ROW YOUR BOAT

Row, row, row your boat  
Gently down the stream  
Merrily merrily, merrily, merrily  
Life is but a dream

### I HEAR THUNDER

*Sing to the tune "Frère Jacques"*

I hear thunder, I hear thunder.

*(Pound hands gently on floor or lap)*

Listen, don't you? Listen, don't you?

*(Cup hand to ear)*

Pitter, patter raindrops; pitter, patter raindrops;

*(Wiggle fingers in falling motion in front of face)*

I'm wet through,

*(Shake body)*

So are you!

### RAIN, RAIN, GO AWAY

Rain, Rain,


Go away;

Come again,


Another day;

Little [child's name]

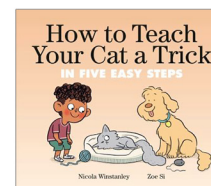
wants to play



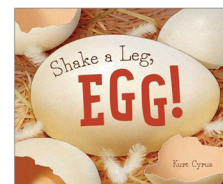
# Books to Read this Month



**Shh! We Have a Plan**  
Chris Haughton



**How to Teach Your Cat a Trick**  
Nicola Winstanley



**Shake a Leg, Egg!**  
Kurt Cyrus

## Even More...

Looking for more ways to help build literacy skills?

**Attend a Storytime**  
[hpl.ca/storytime-events](http://hpl.ca/storytime-events)

**Explore Our Collection of Interactive Books**  
[tumblebooklibrary.com](http://tumblebooklibrary.com)