

# JANUARY 2026

Daily literacy-building activities to share with your child.

SUNDAY

MONDAY





TUESDAY

WEDNESDAY

THURSDAY

FRIDAY

SATURDAY

				<b>1 WRITING</b> Draw the numbers 2026 and colour them with your child. Talk about the new year. 	<b>2 PLAYING</b> Play Riddle Me. Take turns offering riddles. I'm white and fluffy and float in the sky. I can be gray when it rains. What am I? Yes. Clouds.	<b>3 TALKING</b> Tell your child about winter weather and how cold it can be in some places. Is your area cold or mild? Share your favourite thing about winter.
<b>4 SINGING</b> Play or sing a song your child is familiar with and act it out while you are singing or while it is playing.	<b>5 COUNTING</b> Count the number of squares on this calendar that say READING.	<b>6 READING</b> Compare the covers of two library books and take turns guessing what each is about.	<b>7 WRITING</b> With your child write down (and talk about) important dates on a 2026 calendar.	<b>8 PLAYING</b> Create an obstacle course and give your child directions. Go around the chair, go over the book, pick up the spoon, turn around and come back.	<b>9 TALKING</b> Ask your child what their favourite colour is and share what your favourite colour is. Talk about things that are those colours.	<b>10 SINGING</b> Play a favorite song and have a silly dance contest. 
<b>11 COUNTING</b> Count your library items. How many do you have? How long can you borrow them?	<b>12 READING</b> Use your finger to follow along with the words in the book as you read to your child today.	<b>13 WRITING</b> Write these questions and help your child answer them. Then decorate the page.  My name is _____ I am _____ years old.	<b>14 PLAYING</b> Play Follow the Leader. Do things and ask your child to do the same. Touch your head, Turn around, Sit down, Stand up again.	<b>15 TALKING</b> Talk about food. Which food do you each think is the most delicious? What do you want to eat for dinner?	<b>16 SINGING</b> Sing or say Twinkle, Twinkle, Little Star.  (Words on back.)	<b>17 COUNTING</b> Sing or say Five Little Snowmen.  (Words on back.) 
<b>18 READING</b> Be a reading role model. Let your child see you reading a book or magazine. 	<b>19 WRITING</b> Write these questions and help your child answer them. Then decorate the page.  My favourite colour is _____ My favourite animal is _____	<b>20 PLAYING</b> Go on a scavenger hunt. Look for things that begin with T: toys, trees, toes. 	<b>21 TALKING</b> Describe a favourite snack using look, smell, feel, sound, and taste words. 	<b>22 SINGING</b> Make up silly songs about everyday activities.  This is the way we brush our teeth, brush our teeth, to make them very clean!	<b>23 COUNTING</b> Count snacks.  How many crackers are there?	<b>24 READING</b> Visit your HPL Branch or hpl.ca. Read a book about winter.
<b>25 WRITING</b> Use your finger to draw shapes in the air and ask your child to name the shape: circle, square, triangle, heart, diamond etc.	<b>26 PLAYING</b> Play I Spy. Give the first letter of an object as a clue. I spy with my little eye something that begins with... D. Yes, dish.	<b>27 TALKING</b> Celebrate Family Literacy Day at a Snuggle Up and Read Storytime at HPL.	<b>28 SINGING</b> Sing or say Here We Go Round the Mulberry Bush.  (Words on back.)	<b>29 COUNTING</b> Measure your feet today. Line up the family's shoes and boots. Who are biggest? Smallest?	<b>30 READING</b> Choose a letter of the day. Point out the letter wherever you see it today.	<b>31 WRITING</b> Draw large letters on a sheet of paper. Give your child some clay and have them roll it out to trace the letters.

## You have been your child's teacher from the day they were born.

You know your child better than anyone else, which means you are in the best position to help them get ready to read. Whether your child is four days old or four years old, it is never too early or too late to help them develop pre-reading skills. You can help your child learn language and other literacy skills with simple and fun activities like those in this calendar.

### TWINKLE, TWINKLE, LITTLE STAR

Twinkle, twinkle, little star  
How I wonder what you are  
Up above the world so high  
Like a diamond in the sky  
Twinkle, twinkle little star  
How I wonder what you are



### HERE WE GO ROUND THE MULBERRY BUSH

#### Sing the chorus:

Here we go round the mulberry bush,  
the mulberry bush, the mulberry bush;  
Here we go round the mulberry bush,  
On a cold and frosty morning.

#### Action verses:

Pick an action and sing "This is the way we [action]..." while doing the motion.

Example actions: wash our hands,  
brush our teeth, button our coats, put  
on boots, tie our scarves, shovel snow.

### FIVE LITTLE SNOWMEN

Five little snowmen standing in a row,  
(Hold up five fingers)

Each had a hat and a big red bow.  
(Put hands on head and then neck)


Out came the sun and stayed all day,  
(Circle arms overhead)

And one little snowman melted away.  
(Slump down)

REPEAT WITH 4, 3, 2, 1, UNTIL NO SNOWMEN ARE LEFT.




## Books to Read this Month




### Two Drops of Brown in a Cloud Of White

Saumiya  
Balasubramaniam



### Snow Day

Lindsay  
Gloade-Raining Bird



### Bundle Up, Little Pup

Dori Elys

## Even More...



**Spend Family Literacy Week  
With HPL**

[hpl.ca/snuggle](http://hpl.ca/snuggle)



**Try to Read 1000 Books  
Before Kindergarten**

[hpl.ca/1000books](http://hpl.ca/1000books)