

# JULY 2025

Daily literacy-building activities to share with your child.

SUNDAY	MONDAY	TUESDAY	WEDNESDAY	THURSDAY	FRIDAY	SATURDAY
		<b>1 WRITING</b> Write a list of items to bring to a picnic and check off each item as you find them.	<b>2 PLAYING</b> Set up a store with your child's toys. Take turns being the clerk and the shopper.	<b>3 TALKING</b> Draw a sun and list daytime activities. Draw a moon and list nighttime activities.	<b>4 SINGING</b> Sing a song with movement, like <i>BINGO</i> . (Words on back.)	<b>5 COUNTING</b> Draw small boxes and large boxes. Ask your child to circle the small boxes.
<b>6 READING</b> Register your child for our Summer Reading Club and pick up a free passport.	<b>7 WRITING</b> Write a message and tuck it in your child's shoe. Read it together when your child finds it.	<b>8 PLAYING</b> Play <i>Follow the Leader</i> outside. Take turns being the leader. 	<b>9 TALKING</b> Talk about things you do in the morning, afternoon and at night.	<b>10 SINGING</b> Play or sing music with a fast tempo as you pick up and put away toys.	<b>11 COUNTING</b> Compare amounts. "You have more crackers than I do. I have more blueberries."	<b>12 READING</b> Vary your voice as you read. Use different expressions to help your child learn about feelings.
<b>13 WRITING</b> Draw the outline of your child's hand on paper. Write the date and have your child 'sign' it.	<b>14 PLAYING</b> Create shadows on a wall and let children create characters or animals to tell a story.	<b>15 TALKING</b> Take a walk outside. Talk about the weather and how it is different in winter.	<b>16 SINGING</b> Sing or recite <i>Mary Had a Little Lamb</i> . (Words on back.) 	<b>17 COUNTING</b> Count how many birds you see today. Note location, colour, sounds. Discuss later.	<b>18 READING</b> After reading a book together, talk about your favourite parts. 	<b>19 WRITING</b> Help your child draw a picture of a Summer activity. Have your child 'sign' the picture.
<b>20 PLAYING</b> Ask your child to create a story using dolls, action figures or any other toy.	<b>21 TALKING</b> At bedtime talk about where various animals sleep at night. 	<b>22 SINGING</b> Play <i>Freeze</i> while dancing to music. When the music stops, everyone must freeze.	<b>23 COUNTING</b> Use a piece of string to measure many different items. 	<b>24 READING</b> Read a book about Summer.	<b>25 WRITING</b> Send a letter. Show how to address an envelope, add a stamp and put it in a mailbox.	<b>26 PLAYING</b> Play <i>Riddle Me</i> . "I'm bigger than your hand and yellow. What am I?" "Yes. A banana."
<b>27 TALKING</b> Encourage your child to tell Library Staff about a book they read.	<b>28 SINGING</b> Play <i>Echo Me</i> . Clap, stomp, or beat a drum and have your child repeat the noise.	<b>29 COUNTING</b> Create a grocery list with your child. Look at what you have and what you'll need.	<b>30 READING</b> Point out words everywhere you go today.	<b>31 WRITING</b> Spend time drawing together. 		

## You are your child's first teacher, and your home is where your child begins to learn.

Make your home a great place to learn. It doesn't take money to create special places where you and your child can talk, sing, read, write, play and count. Here are a few ideas.

### PLACES TO READ

Create a special space for your child to look at books. Have a comfortable chair or pillows and a small shelf or basket for favourite books. Make sure there's room for you and your child to sit together and that your child can reach books without needing help.

### PLACES TO WRITE

Make it easy for your child to write throughout the day. Set up a space where your child can go on his or her own and use writing materials. Provide pencils, crayons, or markers of different sizes so your child can write with what is most comfortable. Use unlined paper.

### PLACES TO PLAY

Play requires a little space, simple props and some imagination and encouragement. You don't need special toys or expensive electronics. Provide props like large boxes, old clothes or costumes for dress up, empty food containers and empty paper towel rolls. Play comes naturally to young children and is one of the primary ways they learn. Provide plenty of opportunities for your child to play.

### B-I-N-G-O

There was a farmer who had a dog  
and Bingo was his name-oh.

B-I-N-G-O

B-I-N-G-O

B-I-N-G-O

and Bingo was his name-oh.

There was a farmer who had a dog  
and Bingo was his name-oh.


(clap)-I-N-G-O

(clap)-I-N-G-O

(clap)-I-N-G-O

and Bingo was his name-oh.


CONTINUE UNTIL ALL THE LETTERS IN  
BINGO'S NAME ARE REPLACED WITH CLAPS.




### MARY HAD A LITTLE LAMB

Mary had a little lamb,  
Its fleece was white as snow,  
And everywhere that Mary went  
The lamb was sure to go;  
It followed her to school one day  
Which was against the rules,  
It made the children laugh and play  
To see a lamb in school.


## Books to Read this Month



**Rock**  
Laurel Croza



**Boonoonoonous Hair!**  
Olive Senior



**After It Rains**  
Joanne Schwartz

## Even More...



**Sign Up for HPL's Free Summer Reading Club Online or In-Branch**  
[hpl.ca/src](http://hpl.ca/src)



**Practice Your Reading With A Volunteer Reading Buddy**  
[hpl.ca/reading-buddies](http://hpl.ca/reading-buddies)