


FEBRUARY 2021

Daily literacy-building activities to share with your child.

SUNDAY



1 WRITING

Write in red crayon all the red things you see today.

MONDAY

2 PLAYING

Play the yes-no game.
"Is the sky blue?"
"Is it morning?"

WEDNESDAY

3 TALKING

Ask questions like:
"What was fun to do today?"

THURSDAY

4 SINGING

Clap fast and slow to a favourite song.



FRIDAY

5 COUNTING

Count the number of days on a calendar to Valentine's Day.

SATURDAY

6 READING

Read an eBook from hpl.ca together. Before the end ask, "What do you think will happen?"

7 WRITING

Let your child scribble and draw and "sign" their name on it.

8 PLAYING

Go on a scavenger hunt. Look for things that start with the "f" sound.

9 TALKING

After reading together, talk about interesting words in the book.



10 SINGING

Recite Twinkle, Twinkle, Little Star.

(Lyrics on back)

11 COUNTING

Count your steps today from one room to another.

12 READING

Set up a reading routine: after naps and before bedtime.



13 WRITING

Point out items starting with the letter of your child's first name.

14 PLAYING

Sing The More We Get Together.

(Lyrics on back)



15 TALKING

Talk about the day's plans. What is your child excited to do or see?

16 SINGING

Sing The Itsy Bitsy Spider together.

(Lyrics on back)

17 COUNTING

Recite the rhyme One, Two, Buckle My Shoe.

(Words on back)

18 READING

Look at the covers of books and discuss what it might be about.

19 WRITING

Write letters using dotted lines. Your child can trace them and learn letters.



20 PLAYING

Play store with household items. Take turns being shopper and checkout clerk.

21 TALKING

Introduce a new word to describe how you feel.

22 SINGING

Sing a favorite song but make it silly or include your child's name.

23 COUNTING

Pick a number of the day. Call it out wherever you see it!



24 READING

Point to signs, explain what they say and how they help.

25 WRITING

List family member names and their favourite colours, ice cream flavour, fruit etc.

26 PLAYING

Make lines or shapes with masking tape on the floor and walk along the tape.

27 TALKING

Talk about concepts like 'on' and 'off' with hats and jackets.

28 SINGING

Make music with pots, pans, spoons, and sing and dance to it.



How we read to children is as important as how often we read to them.

Reading together with your child at any age is the most important activity you can do to help your child get ready to read. Engage in back-and-forth conversation about the books you read together. Children learn more words when they have the opportunity to respond to questions.

TWINKLE, TWINKLE, LITTLE STAR

Twinkle, twinkle, little star
How I wonder what you are
Up above the world so high
Like a diamond in the sky
Twinkle, twinkle little star
How I wonder what you are

THE ITSY BITSY SPIDER

The itsy bitsy spider went up the
water spout.

(Move fingers up toward sky)

Down came the rain and washed the
spider out.

(Bring fingers down and back)

Out came the sun and dried up all
the rain

(Move arms up over head)

And the itsy bitsy spider climbed up
the spout again.

(Move fingers up toward sky)

REPEAT WITH "GREAT BIG SPIDER" USING A
GRUFF, DEEP VOICE.

THE MORE WE GET TOGETHER

The more we get together
Together, together
The more we get together
The happier we'll be
'Cause your friends are my friends
And my friends are your friends
The more we get together
The happier we'll be


ONE, TWO, BUCKLE MY SHOE

One, two; buckle my shoe.
Three, four; shut the door.
Five, six; pick up sticks.
Seven, eight; don't be late
Nine, ten; do it over again!




Books to Read this Month


Check out these books at the library. If they are not available, ask the librarian for a recommendation.




Little You
Richard Van Camp



Malaika's Winter Carnival
Nadia Hohn



My Hair is Beautiful
Shauntay Grant



The Animals of Chinese New Year
Jen Sookfong Lee