



FALL FAIR

Bring the fall fair fun home with these games and crafts.

This week's activities: Bean Bag Toss – Pin the Face on the Pumpkin – Scarecrow Puppet

Bean Bag Toss

Suggested Materials:

- 5 buckets labelled 10, 20, 30, 40, 50
- 5 bean bags or small balls

Directions:

1. Line the buckets up one behind the other in numerical order.
2. Stand a foot away from the first bucket and toss each bean bag.
3. The higher the number on the bucket, the higher the score you get. The highest score wins!



Pin the Face on the Pumpkin

Suggested Materials:

- Construction paper (black and orange if you have it)
- Tape
- Blindfold (or you can close your eyes)

Directions:

1. Cut orange paper in a pumpkin shape. Cut two triangles using the black construction paper. Tape or glue the eyes onto your pumpkin.
2. Using the black construction paper, cut out a mouth. Make pointy teeth, or square teeth.
3. Attach the pumpkin shapes to the wall.
4. Fold some tape with the sticky side out and stick it to the back of the mouth.



- Stand a few feet away from your pumpkin. While blindfolded try to press the pieces in the correct spots to make a face.

Scarecrow Puppet

Suggested Materials:

- Paper bag
- Construction paper
- Crayons
- Tape or glue
- Scissors







Directions

1. Cut out a hat, hair, and a face. If you only have a paper bag, you can colour these.
2. Glue the scarecrow's features onto the paper bag. Use the flap of the paper bag as the mouth.

Links to eResources:

Check out our [eBooks](#) on these topics:



[Autumn](#) | [Farm Animals](#)

Read *Our Seasons* by Grace Lin on Tumblebooks to learn about the different seasons.

Poor Fletcher the fox is worried because his favourite tree is losing its leaves. Watch *Fletcher and the Falling Leaves* on KanopyKids.

You can get a library card [here](#), if you don't already have one.

If you would like to share one or all your creations, please take a picture and post it to social media using the hashtag, #HPLmakesomething.



#HPLmakesomething

hpl.ca/kids

