



BUILD A NEST

Nests are safe, warm places where birds care for their eggs and chicks. Most birds build nests by using their beaks to weave different materials together. Some nests are made of sticks, leaves and grass while others are made of mud or the bird's saliva. Some birds make their nests out of any materials they can find (even garbage). Try to make a bird's nest using materials found around your house.

This week's activity: Bird Nest

How to Make a Bird Nest

Suggested Materials:

- Items found in recycling bins
- Paper towel/toilet paper rolls
- Yarn/string
- Popsicle sticks
- Newspaper/construction paper



Directions:

Using your recycled items, think of a way to make it into a nest.





While it may seem simple to put together a bird's nest, try to create one that will support a small ball or other round or oval item.

Birds reuse items that are found in nature to make nests. What objects do you discard that could be repurposed/recycled?

Links to eResources:

Check out our [eBooks](#) on these topics:

[Birds](#) | [Recycling](#)



Check out *Bird's Nest* by Stacy Tornio on [Hoopla](#) to learn more about how bird's engineer their nests to help them survive in the wild.

You can get a library card at hpl.ca/online-registration.

If you would like to share one or all your creations, please take a picture and post it to social media using the hashtag, #HPLmakesomething.



#HPLmakesomething

hpl.ca/kids

