



CELEBRATE PRIDE

Be yourself, celebrate love and our 2SLGBTQ+ community with these Pride-themed activities.

This week's activities: **Rainbow Scavenger Hunt – Be Yourself Collage – Make a Rainbow**



Rainbow Scavenger Hunt

Can you name all the colours of the rainbow?

It's time for a hunt! Search for all the colours of the rainbow around your home. Work together as a family or make it a race. Go for a walk and search for all the colours in your neighbourhood. Can you find any rainbow pictures or flags?

Be Yourself Collage

Suggested Materials:

- Paper
- Glue
- Scissors
- Pencil Crayons/Markers
- Flyers, magazines, or stickers

Directions:

1. Draw yourself in the centre of a blank piece of paper.
2. Decorate the paper around yourself with rainbows, stripes, or other simple patterns.
3. Choose words and pictures from discarded flyers/magazines or write words that reflect your characteristics, qualities and values. Glue them on to your collage.
4. Be yourself!



Make a Rainbow

Use our template to make a rainbow or make one with whatever materials you have at home.

Suggested Materials:


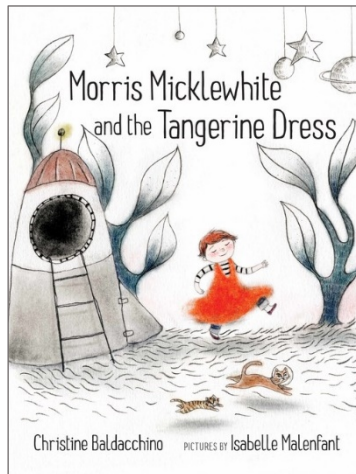

- Coloured paper (red, orange, yellow, green, blue, indigo, violet – or whichever colours you'd like in your rainbow)
- Scissors
- Glue

Directions:

1. Cut your coloured paper in strips and then cut the strips into squares.
2. Glue (or tape) squares onto the background paper.
3. Hang it on your window to celebrate Pride.



Links to eResources:



Check out these [eBooks](#):

[Pride](#)

You can get a library card [here](#), if you don't already have one.

If you would like to share one or all your creations, please take a picture and post it to social media using the hashtag, #HPLmakesomething.



#HPLmakesomething

hpl.ca/kids

