



## COMPARE AND CONTRAST

Venn diagrams are one way to compare and contrast two or three different topics. Where there is overlap, there are parts in common. The Venn diagram is named after the mathematician, John Venn.

### This week's activities: Venn Diagram

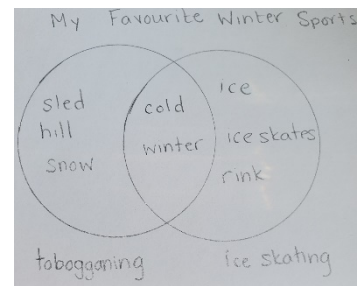
## Venn Diagram

### Suggested Materials:

- Pencil
- Paper

### Directions:





1. Pick any two things to compare. What two sports do you enjoy playing? Or name two animals you find interesting. What else can you compare?
2. Draw two circles that overlap. In the parts of the circle that don't overlap, add words that explain the differences about the two topics. In the part where the two circles overlap, write about the similarities.
3. Are there more difference or similarities? Is there anything that surprised you?



## Links to eResources:

Check out our [eBooks](#) on these topics:

[Animals](#) | [Sports](#)



Watch the story *Same, Same but Different* by Weston James on [KanopyKids](#) to see how Elliot and Kailash, pen pals who live in different countries, are different but similar.

Search “compare and contrast” on Hoopla to find more titles that show differences and similarities in animals and trees.

You can get a library card at [hpl.ca/online-registration](http://hpl.ca/online-registration).

*If you would like to share one or all your creations, please take a picture and post it to social media using the hashtag, #HPLmakesomething.*



#HPLmakesomething

[hpl.ca/kids](http://hpl.ca/kids)    

