



INDOOR PLAYGROUND

Can't get outside to play? Bring the outside inside with indoor playground games. Spend some active time inside with these fun game ideas that require minimal supplies.

Indoor Playground

Suggested Materials:

- Masking tape or painter's tape (check with a grown up before using tape on your floor)
- Books




Hopscotch

Mark a hopscotch court on the ground using masking or painter's tape. If you don't have tape, you can number sheets of paper and hop on them.

1. Use a beanbag or crumpled tin foil as a marker.
2. Toss the marker onto the court.
3. Hop through the court, skipping the square with the marker on it.

Book Maze

1. Lay books out on the floor in a pattern to create a maze with an entrance and an exit.
2. Kids must work their way through the maze paths (without stepping over the books!) to find the exit.



Obstacle Course

Obstacle courses can be created using masking or painter's tape. Here are some ideas:

- Create a zigzag line with tape your child(ren) to follow.
- Create stars with tape and your child(ren) must do a star jump at the star.
- Create a dotted or broken line with tape your child(ren) must jump on one leg.
- Stretch a long piece of tape across a doorway or narrow hallway and your child(ren) must limbo under it





You can also incorporate objects into your obstacle course. Here are some ideas:

- Crawl under or over a row of chairs.
- Create a pile of pillows that your child(ren) can 'mountain climb' over.

Links to eResources:


Check out our [eBooks](#) on these topics:



[Play](#) | [52 Things series](#)



Visit [TumbleBooks](#) and do a TumbleSearch for *Baby Animals Playing!* Human kids aren't the only ones who like to play!



Get inspired to use your imagination to bring the outdoors indoors with a video version of the classic children's book *Where the Wild Things Are* on [KanopyKids!](#)

You can get a library card [here](#), if you don't already have one.

If you would like to share one or all your creations, please take a picture and post it to social media using the hashtag, #HPLmakesomething.



#HPLmakesomething

hpl.ca/kids

