



THE THREE PIGS BUILDING CHALLENGE

Read the story of the Three Little Pigs and try building your pig a home.

This week's activities: Make a Pig – Building Challenge

Make a Pig

Do you have a toy pig? If you don't, you can try making one. See how to build a pig out of playdough below.


Suggested Materials:

- Playdough

Directions:

Follow the pictures below to make a pig out of playdough.





Building Challenge

Once you've got (at least) one pig, try making houses out of different materials. Maybe build one out of paper, or popsicle sticks, or LEGO! Whatever you have. Which one is the strongest?

Suggested Materials:

- Pig (toy pig, if you have one, or use the one you make yourself)
- Building materials: LEGO, paper, cardboard, popsicle sticks – really, whatever you find!




Directions:

Now, build your pig a house. Here's one made of domino tiles. Try out the strength of your house by blowing on it or banging on the table or ground next to the house.



Links to eResources:

Check out our [eBooks](#) on this topic:



[The Three Little Pigs](#) | [Fairy Tales](#) | [Engineering](#)

Check out [Kanopy Kids](#) Classic Tales section for even more fairytales!



Visit [TumbleBooks](#) and do a TumbleSearch for more Fairy Tale books!

You can get a library card [here](#), if you don't already have one.

If you would like to share one or all your creations, please take a picture and post it to social media using the hashtag, #HPLmakesomething.



#HPLmakesomething

hpl.ca/kids

