



### MAKE CAPTAIN UNDERPANTS

Create Captain Underpants with items you have at home. Then take him on an adventure by creating a Captain Underpants comic book.

This week's activity: Make Captain Underpants

## Make Captain Underpants

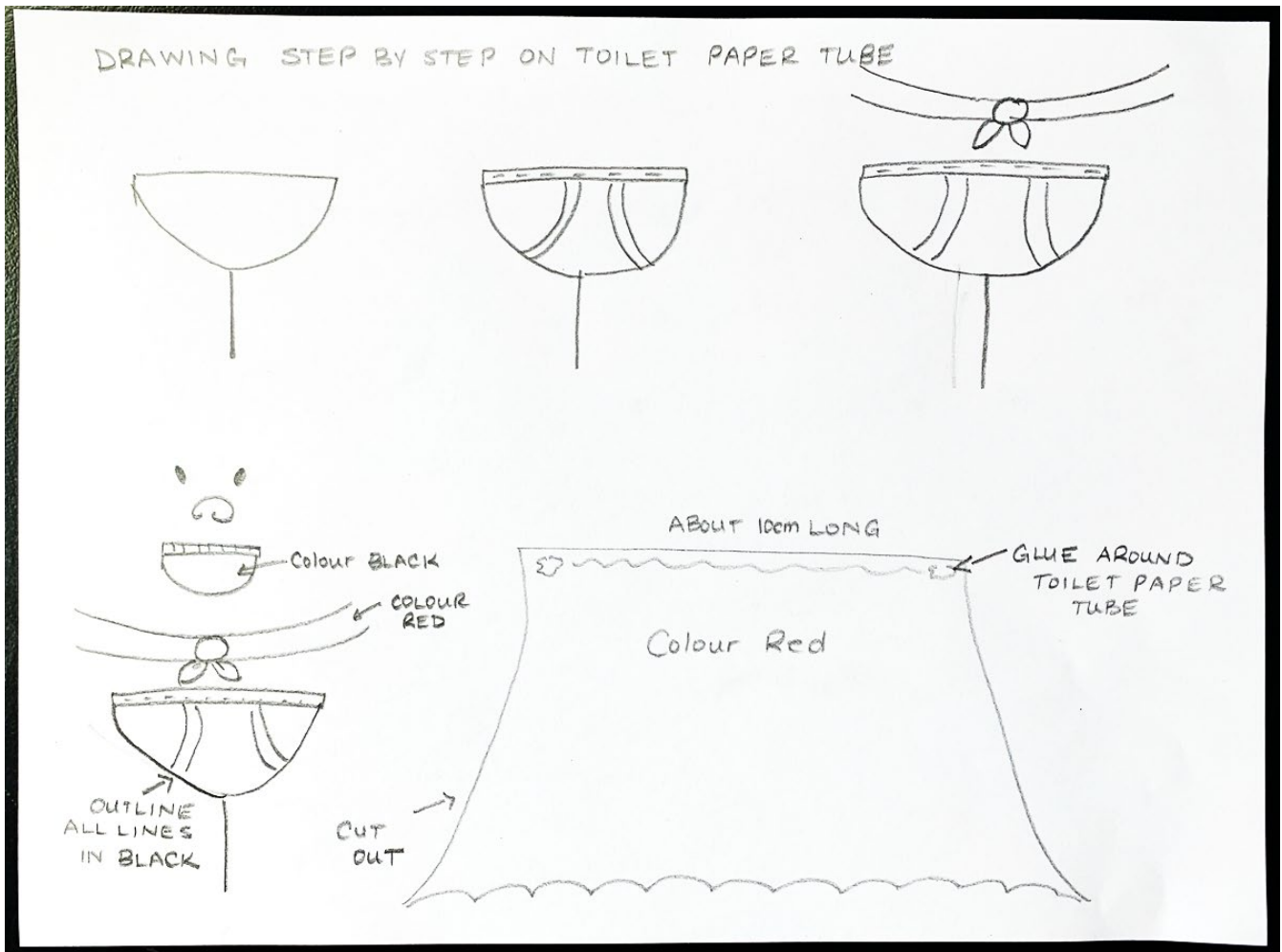
### Suggested Materials:

- A paper roll (a toilet paper roll or a paper towel roll cut in half is perfect)
- Glue
- Scissors
- Black marker
- Red paper or a red pencil, crayon or marker

### Directions:

1. Draw Captain Underpants on your paper roll using a pencil. *You can follow the step-by-step instructions in the picture below.*
2. Outline your drawing in black.
3. Colour the tied part of the cape on the roll using a red marker.
4. Draw Captain Underpants' cape on a piece of paper. *You can follow Step 5 on the drawing below for help.*
5. Colour it with red marker.
6. Cut out the cape and glue it on the paper roll.
7. You can also cut out a speech bubble and glue it on as well.







After completing your Captain Underpants watch Artzooka's Jeremie create a super-hero comic book in Episode 4 on [Kanopy Kids](#). Using Jeremie's examples as a guide, take pictures of your Captain Underpants in all sorts of crazy situations. Use the pictures to create your comic!

### Links to eResources:

Check out our [eBooks](#) on this topic:



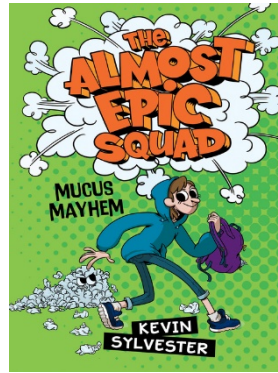
If you like Captain Underpants, try these series:

[Almost Epic Squad](#) by Kevin Sylvester

[Stink](#) by Megan McDonald

[The Bad Guys](#) by Aaron Blabey

[Tank and Fizz](#) by Liam O'Donnell & Mike Deas



Visit [TumbleBooks](#) and do a TumbleSearch for more superhero books!

Watch more Artzooka on [Kanopy Kids](#)!

You can get a library card [here](#), if you don't already have one.

*If you would like to share one or all your creations, please take a picture and post it to social media using the hashtag, #HPLmakesomething.*



#HPLmakesomething

[hpl.ca/kids](http://hpl.ca/kids)

