



PATIO PLAY: ART EDITION

Feeling creative but don't have a paint brush handy? We've got you covered with these activities!

This week's activities: Natural Paint Brushes – Painting with Water

Natural Paint Brushes

Try your hand at painting with some unusual tools!

Suggested Materials:

- Small sticks (the size of a paint brush)
- Different outdoor materials, flowers, leaves, grasses
- Elastics or string
- Paint
- Tablecloth or newspaper to cover the area
- Blank paper



Directions:

1. Find small sticks, flowers, leaves and different grasses in your backyard or neighbourhood.
2. Lay out the tablecloth/newspaper to prevent any mess.
3. Attach the different material to the small sticks with an elastic or string.
4. Dip the different brushes into paint and try out on blank paper to see the new designs you can make!

Painting with Water

No paint? No worries – channel your artistic energy into painting with water!

Suggested Materials:

- Plastic cup
- Water
- Paintbrush (*No paintbrush? No problem – try your hand at finger painting! Or make some natural brushes of your own!*)
- ***Alternative Canvases: Wooden or cement fences, decks or porches**
- Construction paper




Directions:

1. Fill your plastic cup with room-temperature water
2. Place your construction paper on a table or countertop
3. Dip brush or fingers in water
4. Create some art!



Links to eResources:

Check out our [eBooks](#) on this topic:



[Painting](#) | [Art](#)



You can do a TumbleSearch for 'Painting' and 'Art's Supplies' on [Tumblebooks](#) to get some more great books!

Feel like watching something? Artzooka on [KanopyKids](#) is great source for any art project!

You can get a library card [here](#), if you don't already have one.

If you would like to share one or all your creations, please take a picture and post it to social media using the hashtag, #HPLmakesomething.



#HPLmakesomething

hpl.ca/kids

