



## MODERN ART: GRID ART

*Abstract expressionism is an art style that shows how an artist feels about something, rather than exactly what it looks like. Agnes Martin was a famous abstract expressionist artist from the Canadian Prairies and her most famous pieces of art are grids.*

### This week's activities: Grid Art


## Grid Art

### Suggested materials:

- Pencil
- Ruler or something that has a straight edge (book, cardboard, string)
- Paper
- Paint and paintbrushes





### Directions:

1. Think about something you want to paint: a favourite stuffy, the view from your bedroom window or do you want to paint a feeling? What do you think this painting looks like? If you said cotton candy, you'd be right!
2. Take your piece of paper and paint it whatever colour you like.
3. When your paper is dry, make a grid.
4. Some of Agnes' work was covered entirely by rectangles. Sometimes she'd use different shapes, like triangles, with rectangles. Use a ruler, cardboard box or string to help make your rectangles using a pencil. Will you use a single line or parallel lines?
5. When you've made your first picture, you can follow these steps and try using a different medium. Did you use paint this time? What if you used crayons? If you use a ruler, try using a piece of cardboard. Can you still get your rectangles to be the same size?



### Links to eResources:

Check out our [eBooks](#) on these topics:



[Artists](#) | [Art](#)

Read *Where Are You, Agnes?* by Tessa McWatt on Hoopla Kids and read a story about Agnes' childhood. Search "abstract expressionism" and find more books about abstract art.

You can get a library card [hpl.ca/online-registration](http://hpl.ca/online-registration).

*If you would like to share one or all your creations, please take a picture and post it to social media using the hashtag, #HPLmakesomething.*



#HPLmakesomething

[hpl.ca/kids](http://hpl.ca/kids)

