



LIFE CYCLES OF THE SEASON

In Canada, Autumn (Fall) arrives in September. The leaves start to change colour and begin to fall from certain trees, the weather is cooler and many birds fly south in search of warmer weather. Changes begin to happen all around, especially in nature. Let's examine what happens during Autumn.

This week's activities: Leaf Identification – Tree Journal – Fall Art

Leaf Identification

Suggested materials:

- Paper
- Pencil or Pen



Directions:

There are many different trees in Ontario and each of those trees has a particular leaf. What happens to the trees during Fall?

- What colours are the leaves on the trees?
- Why do the leaves change colours?
- What makes the leaves fall off the trees?

Find some leaves and examine them. Compare the leaves from different trees. Can you name the trees they came from? What colour, shape, and size are the leaves?

Tree Journal

Suggested materials:

- Paper (3 pieces)
- Pencil or Pen
- Crayons, Coloured Pencils/Markers
- Stapler (or glue)

Directions

1. Take your paper and fold it in half so you make a book. Staple the pages together to make your tree journal.
2. Choose a tree that you can see every day. This could be one that you can see from a window in your home.
3. Once a week, really look at the tree. Draw what it looks like or write a description on a page of your tree journal. What do you notice about your tree? Does it look full? What do its leaves look like?
4. When your tree journal is full, look at the beginning and see how your tree has changed over time. What has changed?

Create Fall Art

Suggested materials:


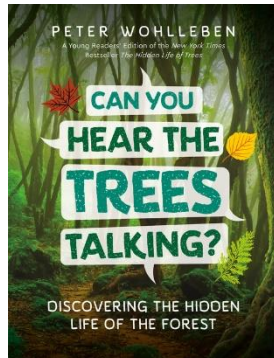

- Paper
- Pencil or Pen
- Crayons, Coloured Pencils/Markers
- Glue
- Scissors
- Sticks or small twigs, leaves, pinecones

Directions

1. Take some leaves you found outside and trace around them on paper. Create some designs using different leaves. Colour your designs.
2. Create a scrapbook with your leaves, gluing them onto the pages. Don't forget to identify them with the proper name.
3. Create a Fall sculpture using leaves, sticks, pinecones and any other nature materials you can find.

Links to eResources:

Check out our [eBooks](#) on these topics:



[Seasons](#) | [Forests](#) | [Nature](#)

On Hoopla Kids, search **Fall**, **Seasons** and **Leaves**. Check out are *Why Do Leaves Change Color?* by Beth Bence Reinke and *Cycles of the Seasons* by Golriz Golkar. For more creative craft ideas,

Learn about the four seasons and how they are different from one another in the short film called "The Four Seasons: Daily and Seasonal Challenges" on SummaKids.

You can get a library card at hpl.ca/online-registration. *If you would like to share one or all your creations, please take a picture and post it to social media using the hashtag, #HPLmakesomething.*



#HPLmakesomething

hpl.ca/kids    

