



CONSTELLATIONS

Have you heard of The Great Bear or the Big Dipper? How about Orion? These are the names for collections of stars in the night sky. They are called constellations. Many constellations have stories connected to them.

This week's activities: Create a Constellation – Constellation Story

Create a Constellation

Suggested Materials:

- Black/Coloured paper
- Chalk
- Ruler (optional)
- Scissors (optional)
- Flashlight (optional)

Directions:

1. Using chalk, draw your constellation on the paper. Find one in the eResources below or use your imagination to create a new one. Does your constellation have many stars? Does it take the shape of an animal? A human? Something else?
2. You can use the ruler to help you draw a light line of chalk between your stars to make your constellation clearer.
3. If you want to turn your constellation into a light show, try cutting the stars out of the paper, leaving holes for a light to shine through. Point your flashlight at a wall and hold your constellation paper in front. Can you see your constellation on the wall?



Constellation Story

Suggested Materials:





- Pencil
- Paper

Directions:

Constellations often have stories attached to them. Orion was a great hunter and the Great Bear was a woman who was turned into a bear. What is the story of your constellation?

Links to eResources:

Check out our [eBooks](#) on these topics:



[Stars](#) | [Space](#)

Search for “constellations” on Hoopla to find lots of books and audiobooks.

Find *The Constellations* on Tumblebooks to watch a video.

Get a library card at hpl.ca/librarycard.

If you would like to share one or all your creations, please take a picture and post it to social media using the hashtag, #HPLmakesomething.

