



BE A SUPERHERO

**This week's activities: Secret Identity – Superhero Cuffs – Superhero Masks**

Create a secret identity and superhero costume.

## Secret Identity

Write a backstory for your superhero:

- What are your superhero powers and how did you get them?
- What does your superhero like to do during the day/night?
- Where is your secret hideout?
- Do you have a sidekick who helps you?

## Superhero Cuffs


Every superhero needs a costume. Build one using your clothes and a few key pieces.

### Suggested Materials:

- Cardboard tubes (empty toilet or paper towel rolls)
- Scissors
- Crayons (or other colouring supplies)
- Tape (optional)

### Directions:

1. Cut the tubes to the width of cuff you would like. Do you want thick or thin cuffs?
2. Cut the tubes lengthwise (so the roll is open).



1. Tape the cardboard paper to the ends for bigger wrists (optional). If you don't need extra space, just use one piece of cardboard.



2. Decorate your cuff. Think about your superhero's power. You can use anything you would like to decorate your cuffs. Ask someone in your family to tape it on your wrist.



## Superhero Mask


Superheroes wear masks to keep their identity a secret. Here's how to make one:

### Suggested Materials:



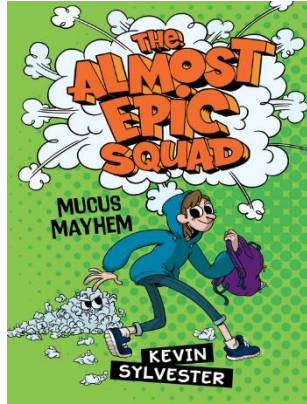
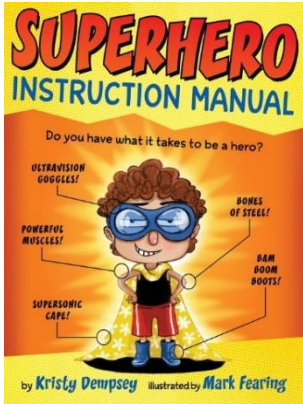
- Any kind of paper
- Pencil
- Scissors
- String
- Tape (optional)

### Directions:

1. Draw your mask on a blank piece of paper and cut it. You can copy this mask, or add jagged edges, curves – whatever you think your superhero would wear.
2. Decorate your mask. Add colour, paint or glitter. Maybe stick with the same theme as your cuffs. If you're using paper strips instead of string to tie your mask on, cut a couple strips of paper (at least two).
3. Tape the strips of paper to the edge of your mask (or tape string to the edge, if you're using string). Now you can put on your mask and save the day!



## Links to eResources:



## [Superheroes](#) | [Costumes](#)

Read *Bill the Boy Wonder*, *Max-a-Million*, and *Redfoot* on Tumblebooks.

Read about a fly that wants to be a superhero and dreams big in *Diary of a Fly* on Kanopy Kids.

Watch Battie dress up as a superhero in *Little Lunch*, Episode 2 on Kanopy Kids.

Ziggy wants to be just like his favourite superhero — watch him make a costume and find someone to rescue in Episode 52 of *Hoopla Doopla!* on KanopyKids.

Watch as Henry meets a comic book and becomes a superhero to save the day in Episode 28 of *The Day Henry Met* on KanopyKids.

You can get a library card at [hpl.ca/online-card](http://hpl.ca/online-card).

If you would like to share one or all your creations, please take a picture and post it to social media using the hashtag, #HPLmakesomething.



#HPLmakesomething

[hpl.ca/kids](http://hpl.ca/kids)

