



Black History Month Collection

- [Black History Month Activity Calendar](#)
- [Elijah McCoy](#)
- [Celebrating Black Hair](#)
- [Viola Desmond](#)
- [Willie O'Ree](#)
- [A Likkle Miss Lou](#)

Black History Month

A yearly celebration during the month of February to celebrate and learn how Black Canadians have contributed to Canada's history and culture.

Sunday	Monday	Tuesday	Wednesday	Thursday	Friday	Saturday
	1	2	3	4	5	6
<p><i>All I try to do, is to do a job and to do it well.</i></p> <p>Hon. Lincoln M. Alexander</p>	<p><u>READ:</u></p> <p>Viola Desmond Won't be Budged! By Jody Warner</p>	<p><u>READ:</u></p> <p>Sulwe By Lupita Nyong'o</p>	<p><u>FACT:</u></p> <p>Mary Ann Shadd was the first Black female newspaper publisher with <i>The Provincial Freeman</i></p>	<p><i>I wrote a book that I wanted to see in the world.</i></p> <p>Toni Morrison</p>	<p><u>WATCH:</u></p> <p>Viola Desmond's Heritage Moment to learn about her brave story.</p> <p>Discover at Home – Viola Desmond Activity Sheet</p>	<p><u>WORD of the Day:</u></p> <p>Equality: No one should be treated differently because of their background. All people have the same rights, no matter what they look like, or where they come from.</p>
7	8	9	10	11	12	13
<p><i>Black History month isn't just in February. To me, it's every month. It's year-round.</i></p> <p>Willie O'Ree</p>	<p><u>READ:</u></p> <p>Meet Willie O'Ree and learn about Canada's first Black Hockey Player in the NHL</p>	<p><u>READ:</u></p> <p>A is for Activist by Innosanto Nagara</p>	<p><u>FACT:</u></p> <p>Black History Month was founded in 1926 by Dr. Carter Godwin Woodson</p>	<p><i>I want girls and young people, especially Black, Indigenous and POC to see themselves as having a voice that people want to hear.</i></p> <p>Nadia Hohn</p>	<p><u>WATCH:</u></p> <p>A Kids Book About Racism, a storybook that explains what racism is, and what it looks like.</p> <p>Discover at Home – A Likkle Miss Lou Activity Sheet</p>	<p><u>WORD of the Day:</u></p> <p>Ally: Person who chooses to stand up and speak out about unfairness against others who are mistreated.</p>

Black History Month

A yearly celebration during the month of February to celebrate and learn how Black Canadians have contributed to Canada's history and culture.

Sunday	Monday	Tuesday	Wednesday	Thursday	Friday	Saturday
14 <i>Do the best you can until you know better. Then when you know better, do better.</i> Maya Angelou	15 <u>READ:</u> All Aboard! Elijah McCoy's Steam Engine and learn about a famous Black inventor	16 <u>READ:</u> Malaika's Winter Carnival by Nadia Hohn	17 <u>FACT:</u> Explorer and interpreter Mathieu Da Costa was the first recorded Black man to visit and live in Canada in 1605.	18 <i>Believe in yourself and let nobody tell you what you can and can't do, especially if it's because of the colour of your skin.</i> P.K. Subban	19 <u>READ:</u> Juneteenth for Mazie and learn about an important date in history about freedom and equality. Discover at Home – Willie O'Ree Activity Sheet	20 <u>WORD of the Day:</u> Juneteenth: (Freedom Day) a day for the Black community to celebrate ancestors who hoped for freedom and equality.
21 <i>I had no idea that history was being made. I was just tired of giving up.</i> Rosa Parks	22 <u>READ:</u> Africville and learn about the "vibrant Black community" that was in Nova Scotia for 150 years.	23 <u>READ:</u> My Hair is Beautiful! by Shauntay Grant	24 <u>FACT:</u> Lincoln Alexander was named "Greatest Hamiltonian of All Time" in 2006.	25 <i>To be able to see yourself in someone else's story can be life changing. To know a goal is achievable can be empowering.</i> Vashti Harrison	26 <u>LISTEN:</u> Hair Love, a heartwarming story about a father, and his daughter's Black hair. Discover at Home Activity Sheets: Elijah McCoy Hair Love	27 <u>WORD of the Day:</u> People of Colour: A term for all non-white people or groups, based on race or ethnicity.



Black History Month: Elijah McCoy

Elijah McCoy was a Black Canadian mechanical engineer and creator of 57 inventions. He is best known for his invention of an automatic oil cup, which helped trains run more smoothly and safely for passengers.

Elijah Fact: The phrase “The Real McCoy” was originally used to describe his high-quality work.

This week’s activities:

Read and Learn – Invent and Build



Read and Learn

Suggested Materials:

- Pencil, pen, or other writing tool
- Paper or notebook (*optional*)

Directions:

1. Read [All Aboard! Elijah McCoy’s Steam Engine](#) and [The Real McCoy](#).
2. Talk about what you learned with family and/or friends.
3. Complete the word scramble using the word bank.



Definitions:

Railway: A form of land transportation on which trains travel.

Patent: States inventor rights for making and selling inventions for a certain number of years.

Lubricator: Allowed trains on railroads to run more smoothly, faster and with fewer stops.

Oil Man: A person who used an oil can on railroads and trains.

Locomotive: A vehicle that moves under its own power and is used to haul train cars on a railroad.

Ash Cat: The firefighter of a steam locomotive, in charge of shoveling coal into the engine.

Word Scramble:

1. SATACH
2. LICOVOMEOT
3. GNEISD
4. LOI ANM
5. ACNMEHI
6. ANCDNAIA
7. RAAILWY
8. ATPTEN
9. IUCLBOTRAR
10. EEINGN
11. NNVTIOR
12. TRNAI

Invent and Build

Suggested Materials:


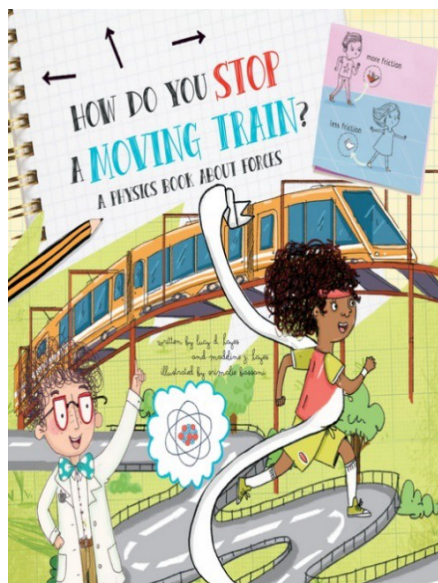

- Pencil, pen or other writing tool
- Scissors
- Tape or glue
- Recycled materials (boxes, plastic bottles, containers)

Directions:

Celebrate McCoy by creating an invention. Use the space below to design your ideas, then find craft supplies or recycled materials from around your home to create your invention.

Links to eResources:

Check out our [eBooks](https://hpl.overdrive.com/library/kids/) at hpl.overdrive.com/library/kids/ on these topics:



[Inventions](#) | [Trains](#) | [Engineering](#)

Search “Inventions” and “Inventor” on [Tumblebooks](#), [KanopyKids](#), and [Hoopla](#)

Watch the [Elijah McCoy Biography](#)

“Stay in school. Be progressive. Work hard” – Elijah McCoy

Word Scramble Answers:

- | | | | | |
|--------------|---------------|-----------|---------------|------------|
| 1. Ash cat | 2. Locomotive | 3. Design | 4. Oil Man | 5. Machine |
| 6. Canadian | 7. Railway | 8. Patent | 9. Lubricator | 10. Engine |
| 11. Inventor | 12. Train | | | |

You can get a library card at hpl.ca/online-registration.

If you would like to share one or all your creations, please take a picture and post it to social media using the hashtag, #HPLmakesomething.



#HPLmakesomething

hpl.ca/kids [f](#) [t](#) [i](#) [v](#)





BLACK HISTORY MONTH: Celebrating Black Hair

In Black culture, hair is a symbol of pride, history and identity. It is the only hair type that has a vocabulary (like spirals, coils, afro, puffs), and a long tradition of sharing care and styling techniques by hand or through verbal instruction. Hairstyles like braids, dreadlocks and afros show creativity and helps celebrate ancestors who fought for their freedom.

This week's activities: Read and Learn – Create a Hairstyle


Read and Learn

Suggested Materials:

- Pencil, pen or other writing tool
- Paper or notebook (*optional*)

Directions:

1. Read or listen to [Hair Love](#) and/or watch [Hair Love](#)
2. Fill in the blanks below or on a separate piece of paper



Hair Love Short Film

1. Zuri wears a _____ when she wakes up. (Headband / Bonnet / Helmet)
2. The vlog that Zuri uses is called _____ (Zuri's Hair / Curly Hair / Hair Love)
3. Zuri's _____ usually styles her hair. (Mom / Dad / Cat)
4. Zuri's Dad tries to put a _____ hat over her hair, but she throws it away! (Green, Blue, Red)
5. The video tells Zuri's Dad to _____ her beautiful, thick curls. (Moisturize / Brush / Wash)
6. A leave-in _____ helps detangle Zuri's kinks. (Shampoo / Soap / Conditioner)
7. Separating hair into sections is called _____. (Puffs / Pigtails / Parting)
8. Zuri's drawing shows her mom wearing a _____. (Crown / Scarf / Blanket)

Hair Love Storybook

1. Zuri's hair kinks, coils, and _____ every which way. (Waves / Curls / Braids)
2. Zuri's princess hairstyle is funky braids and _____. (Hair Clips / Hair elastics / Beads)
3. When Zuri's hair is in two puffs, she is a _____. (Superhero / Singer / Teacher)
4. Zuri isn't a fan of her afro when her dad uses a _____. (Brush / Comb / Pick)
5. Zuri's Dad made funky puff buns by parting, oiling and _____ her hair. (Twisting / Curling / Braiding)

Terms:

Afro: A very curly hairstyle shaped into a smooth, round ball-like shape.

Coils: A type of curly hair that has strands forming tight curls in a zigzag from the scalp.

Curls: A type of hair that grows in spirals or ringlets from the scalp.

Braids: A length of hair made up of three or more interlaced strands.

Beads: Worn as an accessory or jewellery to accentuate hairstyles, such as braids and twists.

Puffs: Also called "Afro puffs," a hairstyle like pigtails, created by parting hair down the middle and using a hair tie on each side.

Oiled: This helps moisturize curly hair, because natural oils from the scalp have a harder time travelling through curls.

Parting: Separating hair into sections.

Kinks: Hair with tight curls that can be soft and fine, or coarse and wiry.

Twists: A hairstyle created by dividing hair into many sections, twisting strands of hair, and then twisting two sections together.

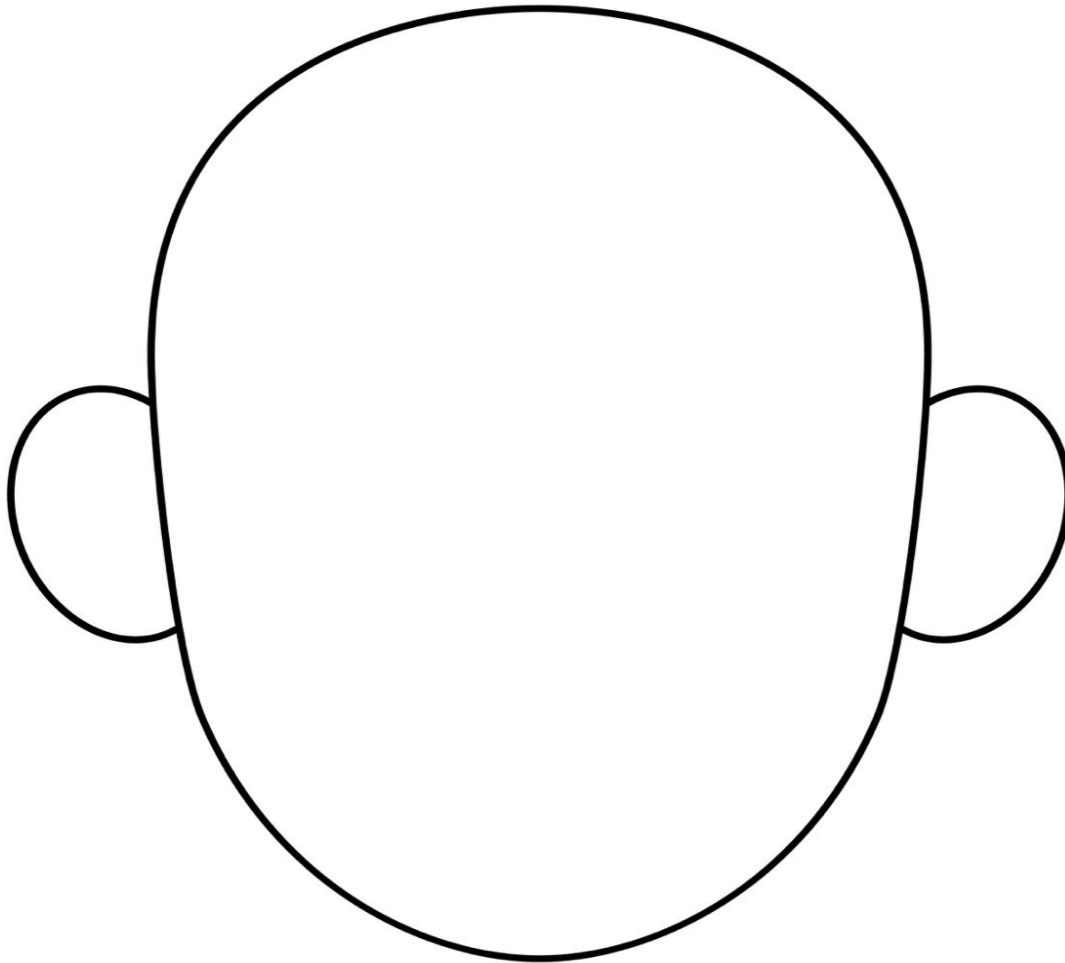
Create a Hairstyle

Suggested Materials:

- Pencil, pen or other writing tool
- Pencil crayons, markers, crayons (*optional*)
- Paper or notebook (*optional*)

Directions:

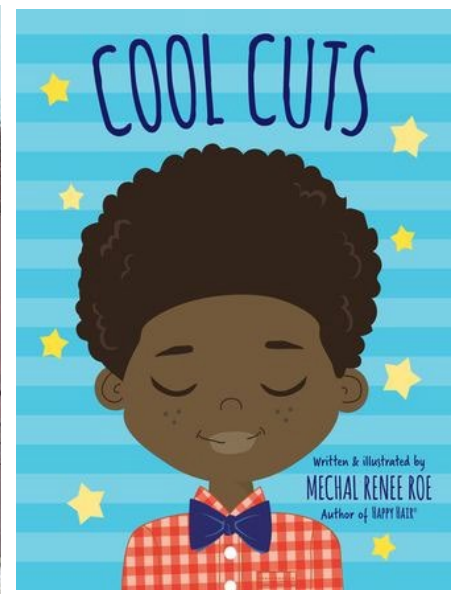
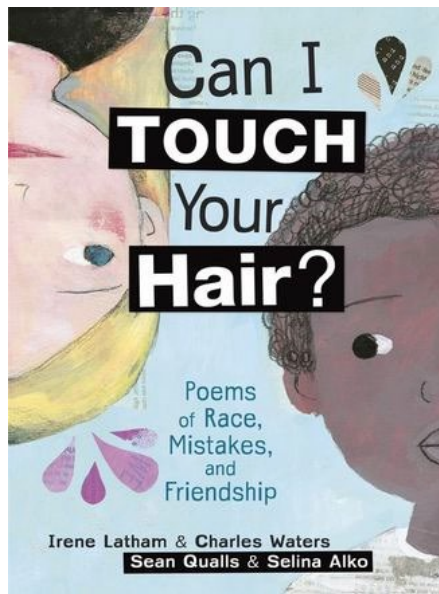

1. Draw your favourite hairstyle that Zuri wore in *Hair Love*.



1. How do you take care of your hair?
2. Zuri is proud of her hair and calls it “funky,” which means it is cool and stylish. What word(s) would you use to describe your hair?
3. What makes your hair special? What do you love about your hair?

Links to eResources:

Check out our [eBooks](https://hpl.overdrive.com/library/kids/) at hpl.overdrive.com/library/kids/ on these topics:



[Hair](#) | [Black Hair](#) | [Black Hairdressing](#) | [Hair Care and Hygiene](#)

Search "Hair" on [Hoopla](#)

Fill in the Blanks Answers:

Short Film:

1. Bonnet
2. Hair Love
3. Mom
4. Red
5. Moisturize
6. Conditioner
7. Parting
8. Crown

Storybook:

1. Curls
2. Beads
3. Superhero
4. Pick
5. Twisting

You can get a library card at hpl.ca/online-registration.

If you would like to share one or all your creations, please take a picture and post it to social media using the hashtag, #HPLmakesomething.



#HPLmakesomething

hpl.ca/kids





BLACK HISTORY MONTH: Viola Desmond

Viola Desmond was a Black Canadian businesswoman from Halifax, Nova Scotia and is remembered as an important figure to Canadian history. In celebration of Viola standing up for equal rights, her image is now on the Canadian \$10 bill.

This week's activities:

Read and Learn – Design a Canadian Bill

Read and Learn

Materials:



- Pencil, pen, or other writing tool
- Paper or notebook (*optional*)

Directions:

1. Read [Meet Viola Desmond](#) and [Viola Desmond Won't Be Budged!](#)
2. Talk about what you learned with family and/or friends
3. Answer the questions below

Questions:

1. How did Viola Desmond make a positive impact on others?
2. What did Viola's actions teach you?
3. Here's how I can teach others about Viola Desmond:



Viola Desmond's \$10 Bill

Suggested Materials:

- Pencil or pen
- Colouring tools (*optional*)
- Paper (*optional*)




Directions:

1. Check out [a virtual version of Viola's bill](https://www.bankofcanada.ca/2018/09/10-dollar-note-reveal/) at bankofcanada.ca.
2. You can also [watch a video about the design of her bill on YouTube](https://www.youtube.com/watch?v=KdH8Y8Y8Y8Y) in a video entitled Canada's new \$10 not featuring Viola Desmond.
3. Create your own Canadian bill below. You can also use a separate piece of paper to design.



Links to eResources:

Check out our [eBooks](#) at hpl.ca/OverDrive on these topics:



[Africville](#) | [Anti-Racism](#) | [Equality](#)

Watch [Viola Desmond's Canadian Heritage](#)

Watch [Viola Desmond: Civil Rights Champion](#)

You can get a library card at hpl.ca/online-registration.

If you would like to share one or all your creations, please take a picture and post it to social media using the hashtag, #HPLmakesomething.



#HPLmakesomething

hpl.ca/kids





Black History Month: Willie O'Ree

Willie O'Ree was the first Black Canadian hockey player in the NHL and played winger for the Boston Bruins.

Willie Fact: *Willie kept a secret while playing for the NHL: he is blind in one eye.*

This week's activities:

Read and Learn – Solve a Hockey Maze


Read and Learn

Materials:

- Pencil, pen or other writing tool
- Paper or notebook (*optional*)

Directions:

1. Read [Meet Willie O'Ree](#).
2. Talk about what you learned with family and/or friends.
3. Answer the trivia questions below.



Questions:

1. After Willie joined the NHL how long was it before the next Black player joined the NHL?
 - a. 5 years
 - b. 20 years
 - c. 16 years
2. How old was Willie when he started playing hockey?
 - a. 5
 - b. 10
 - c. 15
3. How was Willie celebrated in 2018?
 - a. Surprise birthday party
 - b. Inducted into Hockey Hall of Fame
 - c. Retirement party

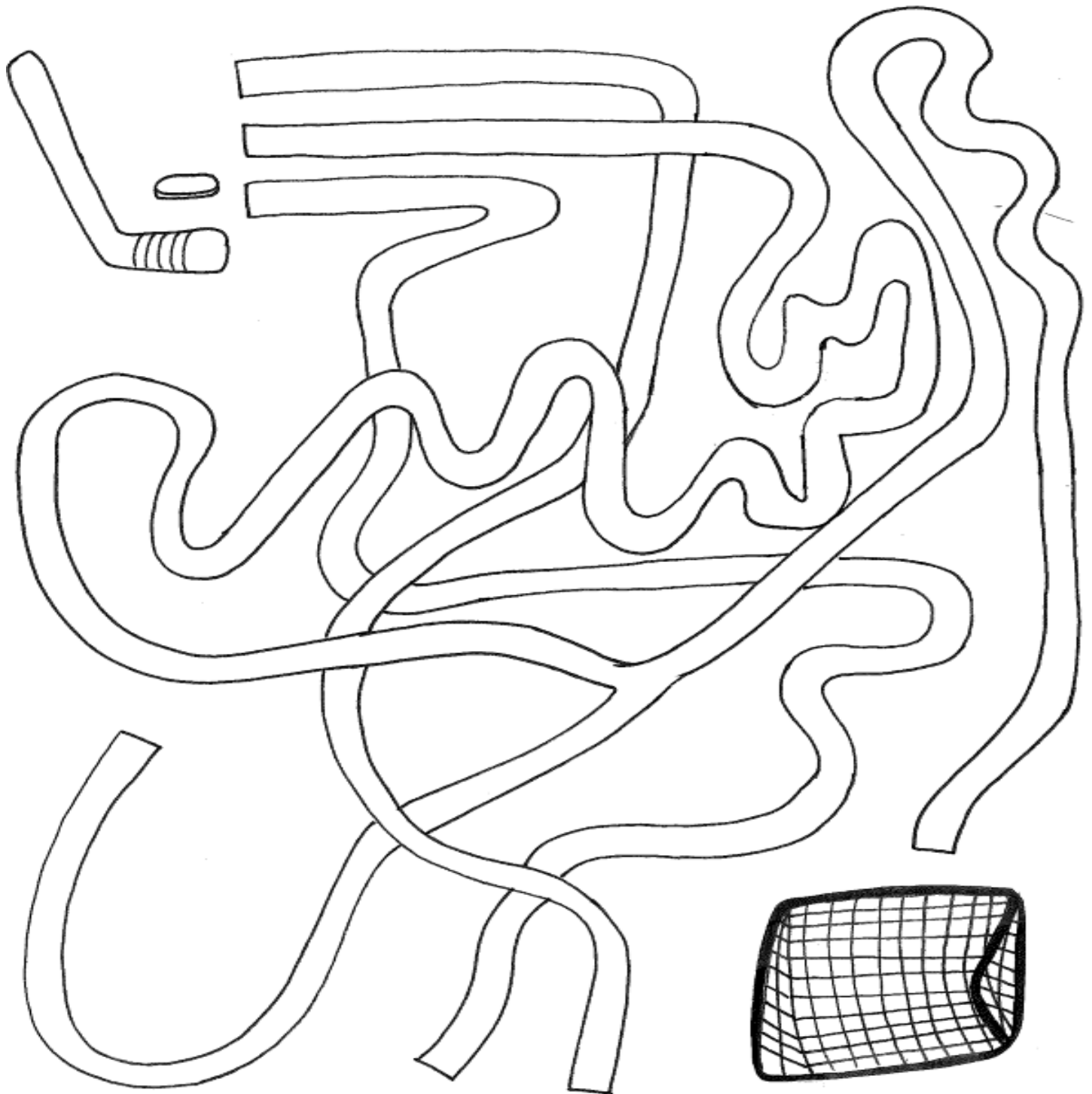
Hockey Maze

Suggested Materials:

- Pencil or pen
- Paper or notebook (*Optional*)




Directions:

1. Help Willie score a goal by completing the maze below or create a maze yourself.



Links to eResources:

Check out our [eBooks](https://hpl.overdrive.com/library/kids/) at hpl.overdrive.com/library/kids/ on these topics:



[NHL](#) | [P.K. Subban](#) | [Hockey](#)

Search “Hockey” on [OverDrive/Libby](#), [Hoopla](#) and [KanopyKids](#) for more titles

Watch [Willie O'Ree](#): First Black NHL Player

“Black History month isn’t just in February. To me, it’s every month. It’s year-round”
– Willie O'Ree

You can get a library card at hpl.ca/online-registration.

If you would like to share one or all your creations, please take a picture and post it to social media using the hashtag, #HPLmakesomething.



Trivia Answers:

- 1) C
- 2) A
- 3) B



Black History Month: Jamaican Patois

Jamaican Patois is a lyrical English-based Creole language with origins from West Africa. It is an informal way of speaking, like English Canadian slang. For example, Canadians say “ten bucks” in place of “ten dollars.”

This week’s activities:

Read and Learn – Matching Game


Read and Learn

Suggested Materials:

- Pencil, pen, or other writing tool
- Paper or notebook (*optional*)

Directions:

1. Read [*A Likkle Miss Lou: How Jamaican Poet Louise Bennett Coverley Found Her Voice*](#).
2. Listen to [Dis Long Time Gal](#).
3. Listen to [Hill and Gully Rider](#). and Gully Rider
4. Talk about what you learned with family and/or friends.



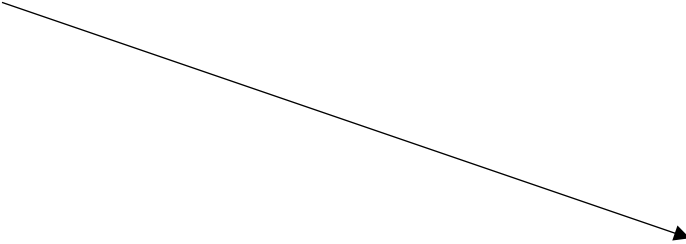
Questions:

1. What do you think *Dis Long Time Gal* is about?
2. What do you think *Hill and Gully Rider* is about?
3. Write a poem about where you live or where you grew up.

Matching Game



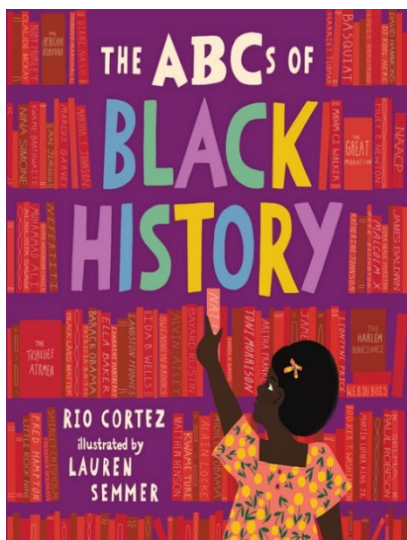
Match the Jamaican Patois word with the English translation below:

Grung	Open
Friend	Crying Complaint
Galang	Ground
See you later	Little
How are you?	Go along
Oopen	Bredren/Sistren
In yah	Closed
Bawl	Wah Gwaan?
Cloas	Walk good
Likkle	In here



Links to eResources:

Check out our [eBooks](#) on these topics:



[Black History](#) | [Black Musicians](#) | [Caribbean Poetry](#) | [Poetry](#)

Search “Dem Bones”, and “Ellington Was Not a Street” on [KanopyKids](#)

“Miss Lou was a girl who just wanted to be heard, in a language she loved” – Nadia Hohn

Song Meanings:

1. **Dis Long Time Gal:** About someone who misses another person and wants to hold their hand.
2. **Hill and Gully Rider:** About someone riding a horse and going up and down on hills.

Matching Game Answers:

Grung = Ground	Friend – Bredren/Sistren	Galang = Go along	See you later = Walk good
How are you = Wah Gwaan	Oopen = Open	In yah = In here	Bawl = Crying Complaint
Cloas = Closed	Likkle = little		

You can get a library card hpl.ca/online-registration.

If you would like to share one or all your creations, please take a picture and post it to social media using the hashtag, #HPLmakesomething.



#HPLmakesomething

hpl.ca/kids

